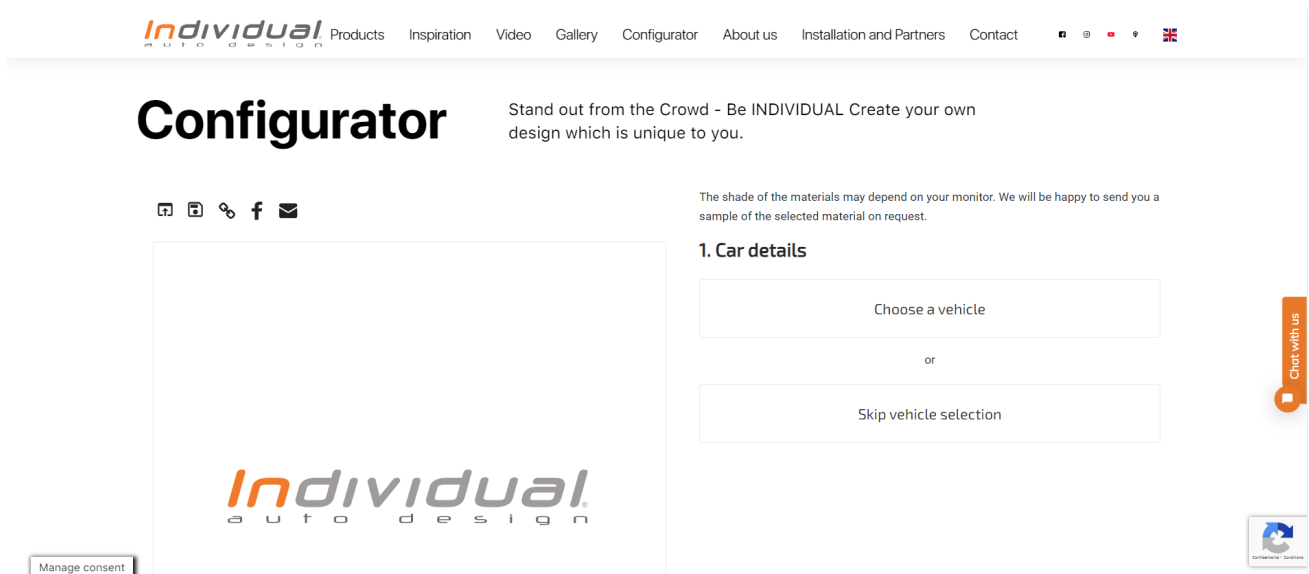


HOW TO GET YOUR CONFIGURATION CODE ON INDIVIDUAL AUTODESIGN ?

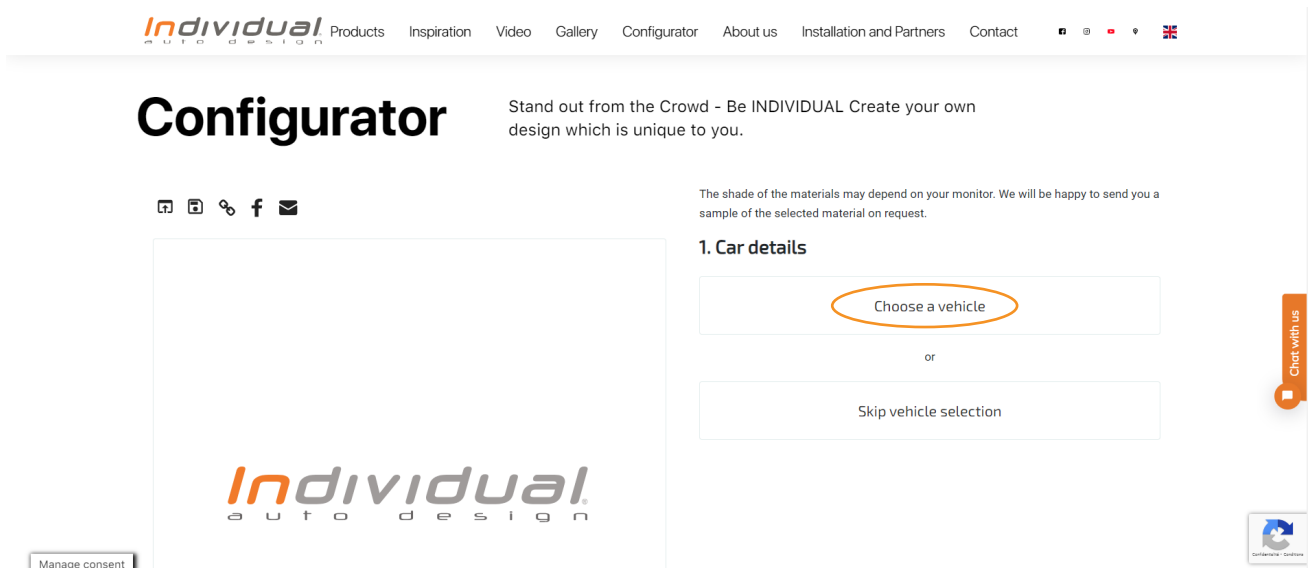
1ST STEP

Go to <https://individualautodesign.eu/configurator/> and you will land here on this website:



2ND STEP


Click on “choose a vehicle”.






3RD STEP

You will now see appear below “Choose a vehicle” a section where you can select your car’s brand, its model and the year of manufacture.



4TH STEP

You will now be able to create your own design which is unique to you!



5TH STEP

Once you are done creating your design, under "Configuration Summary", copy your configuration code:

Configurator

Stand out from the Crowd - Be INDIVIDUAL Create your own design which is unique to you.



6. Configuration summary

ID:

#03fdi107061j2c271jo071jo251jo261j9c281jo3ciHoj2fjs101010

Selected brand Volkswagen

Selected model Grand California

MY 01/2019-12/9999

Seat type Normal

Selected collection Exclusive 6x6

Selected material 1: Alcantara® Perfo black

Selected material 2: Leather Look black

6TH STEP

You can now go back to the DynoTec website and paste the configuration code down below



Personnalisation

N'oubliez pas de sauvegarder votre personnalisation pour pouvoir l'ajouter au panier

Get your configuration code on this website www.individualautodesign.eu/configurator/ and paste it down below: *

PASTE THE CONFIGURATION CODE HERE

250 caractères max

Enregistrer la personnalisation

Finitions housses de sièges

Individual